



NORTH CAROLINA STATE ETHICS COMMISSION
ETHICS AWARENESS & CONFLICT OF INTEREST REMINDER

(to be read by the Chair or his or her designee at the beginning of each meeting)

In accordance with the State Government Ethics Act, it is the duty of every [Board] member to avoid conflicts of interest.

Does any [Board] member have any known conflict of interest with respect to any matters coming before the [Board] today?

If so, please identify the conflict and refrain from any participation in the particular matter involved.

Rev 12-13-12

Year 2020 Filing - https://ethics.ncsbe.gov/sei/blankForm.aspx?type=MPO_RPO

All MPO/RPO members and their alternates or designees must file a Real Estate Disclosure Form in addition to their Statements of Economic Interest. For electronic filers, the Real Estate Disclosure Form has been incorporated into the SEI questions for 2020.

Electronic Filing:

The 2020 SEI will be available starting January 15th, 2020. Please do not attempt to file prior to that date.

Type your responses and file your SEI electronically. We **HIGHLY RECOMMEND ELECTRONIC FILING**. It's fast, easy, ensures immediate confirmation of your filing, and saves your information for future filings.

New electronic filers, please note that we are no longer using NCID, you must first "Create a New Account" before you will be able to file electronically. If you filed electronically last year, you will be able to use the same account you created previously.

Manual Filing:

The 2020 SEI will be available starting January 15th, 2020. Please do not attempt to file prior to that date.

¹ N.C.G.S. §138A-15 (e): "At the beginning of any meeting of a board, the chair shall remind all members of their duty to avoid conflicts of interest under [Chapter 138A]." There is no set language required by the Act. Specific language can and should be tailored to fit the needs of each covered board as necessary.

UPPER COASTAL PLAIN RURAL PLANNING ORGANIZATION

January 15, 2020 - TAC: 3:00 p.m.
Wilson Operations Center
1800 Herring Ave. - Wilson, NC 27893
252-296-334

RPO Transportation Advisory Committee Agenda

1. Welcome & Introductions – Lu Harvey Lewis – TAC Chair
2. Ethics Reminder
3. Additions or corrections to Agenda
4. Approval of Minutes September 18, 2019

Presentation/Discussion

5. NC MOVES 2050 Plan Update

Discussion

6. UCPRPO current Draft STI P6 Projects List
7. STI P6 Calendar – Project submittal adoption March 11, 2020
8. Congestion Mitigation & Air Quality (CMAQ) Funding and Training
9. Draft FY 2020-2021 PWP
10. UCPRPO Crash Data Reports and [interactive web map](http://ucprpo.maps.arcgis.com/apps/webappviewer/index.html?id=470db9b6e82e47a18f08b4cb73ee1da7)
11. FY2019 5339 Discretionary Award Announcement for JCATS Facility

Action Items

12. Letter of Support – FY2021 5310 Funding Application – Johnston County Industries helps provide transportation services to citizens with disabilities with the aid of 5310 Funding

Reports

13. US 70 Commission – next meeting January 23, 2020 (Kinston, NC)
14. Hwy 17/64 Association
15. Legislative Update
16. NCDOT Division 4
17. NCDOT Planning Branch

Other Business

18. TAC Member Comments

Public Comment

19. Public Comment

Dates of future meetings:

March 11, 2020 May 13, 2020 July 8, 2020 Sept. 9, 2020 Nov. 11, 2020

Attachments:

1. TAC September 18, 2019 Minutes
2. NC MOVES 2050 Plan Update
3. UCPRPO Draft STI P6 Projects List
4. New STI P6 Schedule – August update
5. UCPRPO Draft FY2021 PWP
6. UCPRPO Crash Data Reports
7. FHWA 5339 Discretionary Award Announcement (JCATS)
8. Johnston County Industries 5310 Funding Support Letter

UPPER COASTAL PLAIN RURAL PLANNING ORGANIZATION

September 18, 2019

RPO Transportation Advisory Committee Minutes

Attendance

TAC

C.B. Brown, Tarboro
Miranda Boykin, Sims
Cheryl Oliver, Selma
Oscar Mabry, Pinetops
Derrick Creech, City of Wilson
Jerry Medlin, Benson
Logan Liles, City of Wilson

NCDOT

Ronnie Keeter, NCDOT Division 4
Carlos Moya, TPD
Bobby Liverman, Division 4

UCPRPO

James Salmons

Other

Roger Henderson, RKA
Melissa Rockett, DPH
Craig New, Public

Introduction

1. *Welcome & Introductions – C.B. Brown – TAC Vice Chair*
TAC Vice Chair Mr. C.B. Brown (Tarboro) called the meeting to order. Mr. Brown welcomed and thanked everyone for attending the meeting.
2. Mr. Brown asked if any members have a conflict of interest on any of the items on the agenda. No conflicts of interest were disclosed.
3. Mr. Brown asked everyone to review the agenda and requested a motion for approval. **UPON A MOTION** by Logan Liles (City of Wilson), second by Cheryl Oliver (Selma) the agenda was approved.
4. *Minutes – July 17, 2019*
After reviewing the Minutes for the July 17, 2019 meeting and **UPON A MOTION** by Logan Liles (City of Wilson), second by Cheryl Oliver (Selma) they were unanimously approved.

Presentation

5. *Complete Streets Presentation – by Roger Henderson, Ramey Kemp & Associates and Melissa E Rockett, NC Dept of Health and Human Services*
Roger Henderson and Melissa Rockett provided a presentation on Complete Streets and supporting greenway development. By providing Complete Street features which include all modes of transportation including bike and pedestrian facilities help provide for a healthier and more active community. As part of the planning effort for Complete Streets the DPH is offering Pedestrian Counters for short-term use to support active transportation planning and project implementation. Members may apply for the counters at this web site:
https://communityandclinicalconnections.formstack.com/forms/pedestrian_counter_loaner_request
6. *New Complete Streets Policy and Guidelines*
Members were provided with a copy of the recently adopted Complete Streets Policy and guidelines for review.

UPPER COASTAL PLAIN

RURAL PLANNING ORGANIZATION

Action Items

7. *Support Letter for FY 2021 5310 Funding Grant for JCATS*

Johnston County Area Transit System requested a Letter of Support for 5310 funding from NCDOT to help support transportation services for disabled and elderly population. **UPON A MOTION** by Cheryl Oliver (Selma), second by Jerry Medlin (Benson) the Letter of Support for the JCATS 5310 funding was adopted unanimously.

Discussion

8. *Review Adopted STIP FY2029*

Members were provided a copy of the FY2029 STIP which was adopted by the NCDOT Board at their September, 2019 meeting. Some of the projects modified from the previous version are:

- U-5941 – US 264 Alt in Wilson R/W acquisition delayed one year from FY23 to FY24 with construction from FY25 to FY26.
- R-5795 – US 70 Bus from US 301 to I-95 in Selma R/W acquisition delayed two years from FY23 to FY25 with construction into future fields and unfunded.
- R-5829 – US 70 (I-42) to SR 2314 Pondfield Rd moved up two years from FY23 to FY25 due to the project being funded by a Federal Grant.

9. *NCDOT Project Suspension List*

Due to funding issues within NCDOT, members were provided a list of projects that would be suspended until further notice.

10. *Review current Draft STI P6 Projects List*

Members were provided with the most current Draft list of proposed STI P6 projects. The deadline to submit projects has now been moved to April, 2020. Members were asked to carefully review the list and to let staff know if there were any projects within their areas that needed to be added or omitted. The list included all modes of transportation.

11. *New STI P6 Calendar*

Members were provided with the most current STI P6 calendar with revised due dates.

12. *NC First Commission*

Staff provided members with information on the NC First Commission established to help the State of North Carolina address the funding short fall for Transportation Projects. The next NC First Commission meeting is scheduled for November 22, 2019 and will be live streamed at:

<https://www.ncdot.gov/about-us/how-we-operate/finance-budget/nc-first/Pages/default.aspx>

Reports

13. *US 70 Commission*

It was reported the US 70 Commission met in Morehead on July 19, 2019 and the group is an excellent advocate for all of Eastern North Carolina. Ms. Donna Philips, Senior Economic Developer for Duke Energy, provided a presentation on helping small communities select potential economic development sites. In addition, there was a presentation on round-a-bout intersections. There are currently 11 round-a-bouts within Division 4 with the plans to construct 24 more within the next 10 years. The next US 70 Commission meeting is scheduled for September 19, 2019 in Havelock, NC.

UPPER COASTAL PLAIN

RURAL PLANNING ORGANIZATION

14. Hwy 17/64 Association

It was reported the next Hwy 17/64 meeting is scheduled for September 25, 2019 in Jacksonville, NC.

15. Legislative Update

There was no legislative activity reported.

16. NCDOT Division 4

There was no Division 4 report.

17. NCDOT Planning Division (TPD)

TPD reported on the NC Moves 2050 statewide transportation plan and how the study needs everyone's input to help guide future transportation needs. To provide input please visit www.ncmoves.gov.

Public Comment

18. Public Comment

There was no public comment

Other Business

19. TAC Member Comment

Members were reminded to update their driver's licenses to the REAL ID. The deadline is October 2020 before new restrictions for air travel and entrance into Federal buildings goes into effect. Mr. C.B. Brown invited everyone to visit The Wall that Heals scheduled to be on display in Tarboro from October 17-20, 2020 at Braswell Park.

Upcoming meeting:

It was noted that the next meeting was pushed back one week to November 13, 2019.

UPON A MOTION from Cheryl Oliver (Selma) was made to adjourn with a second motion was made by Oscar Mabry (Pinetops) and the meeting was adjourned.

Respectfully submitted,

Lu Harvey Lewis, TAC Chair

James M. Salmons, UCPRPO Transportation Planner

Welcome



NC MOVES ²⁰¹⁹

CONNECTING YOUR COMMUNITY,
YOUR VOICE AND YOUR FUTURE

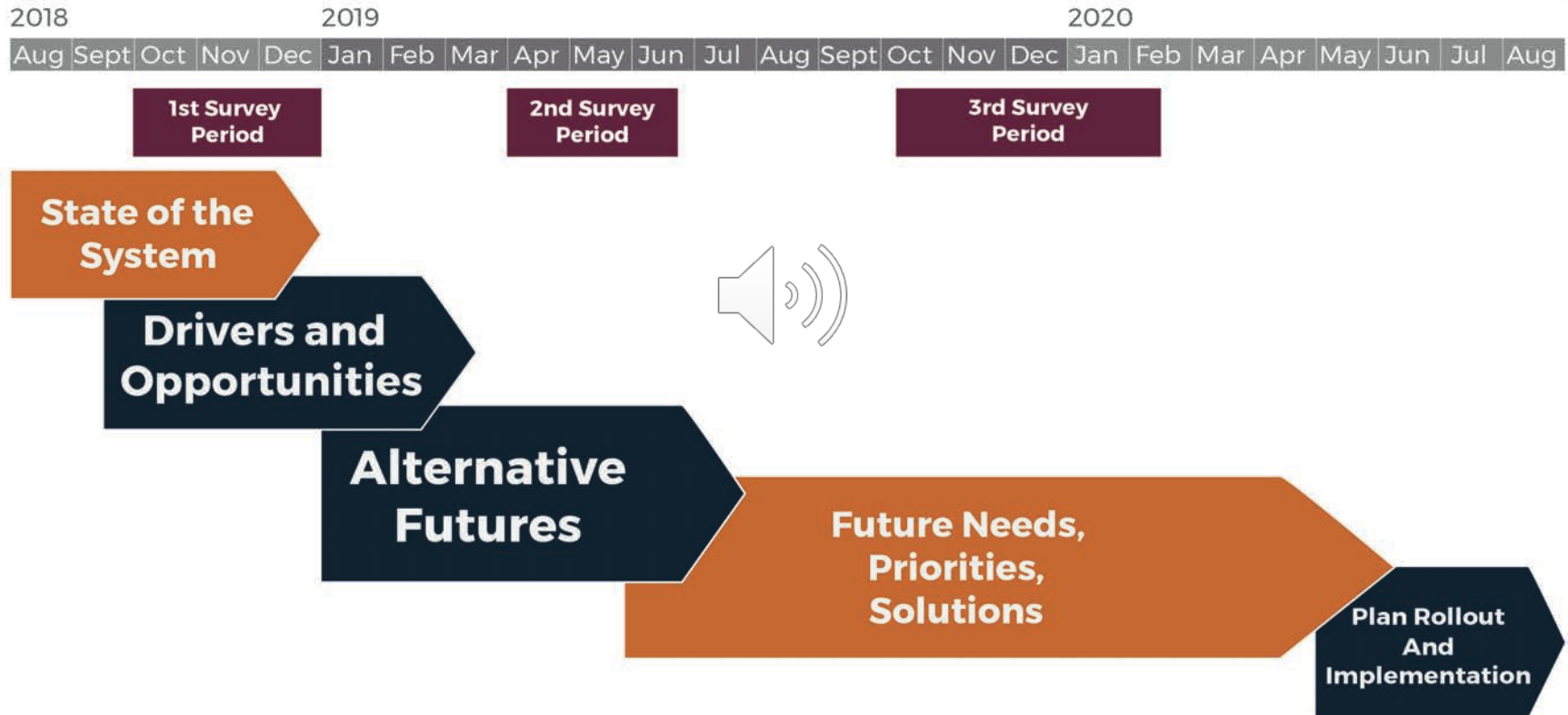
Agenda

Plan Updates

 Future Needs

How to Get Involved

What has Happened since May?




Drivers and Opportunities

Finalized 8 topic-based fact sheets highlighting key trends and potential impacts covering:




Demographics



Partnerships



Security



Resiliency



Economy



Funding



Tourism



Technology

Alternative Futures



INNOVATIVE

A future where technology in transportation drives new development patterns and economic growth. This results in a low-carbon, shared, lower cost and more accessible multimodal system.

Connected Hubs



Shared Mobility



Drones, Driverless and Electric Vehicles



GLOBALLY CONNECTED

A future where economic growth in manufacturing, technology, automation and services positions NC as a leading market for a skilled workforce, connected to the world by international gateways and an efficient freight system.

International Partners



Diverse Workforce



Industry Automation



RENEWED

A future where small towns and rural communities grow and are more connected to each other and urban centers by various forms of transportation

Local Economies



Connections



Balanced Growth



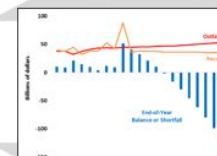
UNSTABLE

A future where funding instability, political and social events, environmental threats and energy uncertainty stall tourism and stagnate the economy. This creates a transportation system where travel costs are high and mobility is more unreliable.

Severe Weather Events



Funding Challenges



Threatened & At Risk Communities



Phase II Engagement Accomplishments



Outreach

- Attended
 - 7 college events
 - 9 conferences
 - 6 DMV events
 - 10 festivals
- Emailed 7,829 stakeholders
- Sent surveys to 15 county schools
- Placed 31 intercept survey boxes



Survey #2

- 10,100 participants
- 4,205 took survey on website
- 2,880 took survey on phone
- 3,015 paper surveys
- 14,754 visitors on website
- 325,902 data points
- 929 comments



Table Topics

- 18 Conversations held
- Over 100 participants engaged
- 59% participants ages 18-29
- 25% African American
- 7% Hispanic



Public Comment Map

- Over 1000 comments received
- Comments made in all 100 counties
- 70% of participants were residents

Planning for Future Needs

Objectives for NC Moves 2050



**Provide
Transportation
Access for All**



**Improve
Transportation
through
Technology**



**Ensure
Safety &
Security**



**Support
a Strong
Economy**



**Maintain
a High-Quality
System**

How to Get Involved: Take the Survey!

Open Oct. 16 through Feb. 14

publicinput.com/ncmoves

NC Moves 2050 Survey

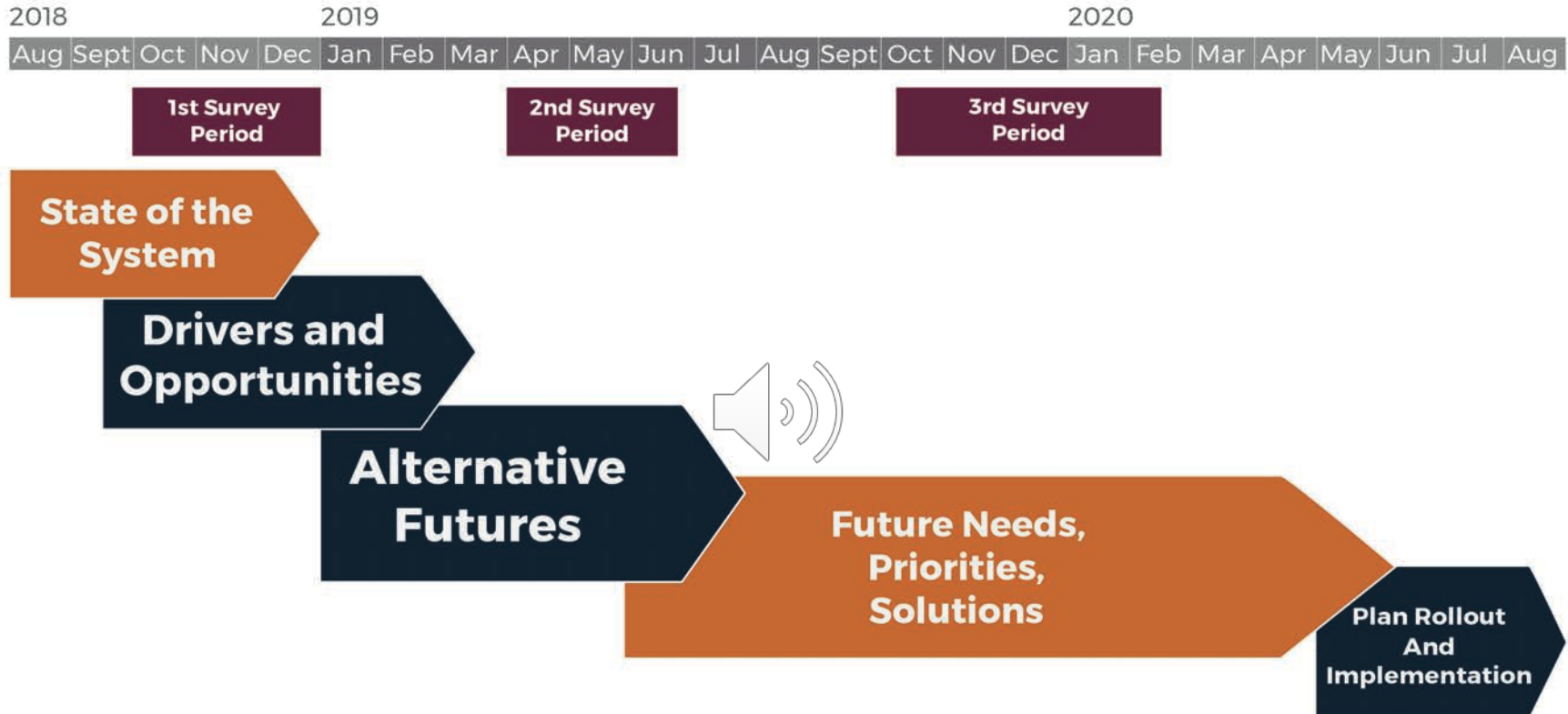
The vision of [NC Moves 2050](#) will reflect NCDOT's focus on policy based solutions rather than specific projects. This means instead of making decisions like "building a bike lane on Main Street," we would look to "provide support for local bicycle projects."

There are five objectives that support the vision of NC Moves 2050. Each objective is based on research of existing transportation plans and future needs. They reflect the feedback of residents, stakeholders, partners, NCDOT staff and subject matter experts.



Under each of the five objectives, NCDOT has proposed several actions aimed to address the expected needs from today through 2050. The NC Moves 2050 team needs your feedback on which actions are most important to you and your community. **Please select your top three actions under each objective.** You can also add a suggestion for an action.

Stay Involved!



Promote NC Moves 2050

- #NCMOVES
- NCMOVES.GOV
- Follow us on Facebook, Twitter, Instagram
- Sign-up for Email Updates

Be a Voice and a Champion

- Inform
- Engage
- Generate Excitement



NC MOVES 2050

#NCMOVES



WWW.PUBLICINPUT.COM/NCMOVES

UCRPO STI P6 REGION PROJECTS (01/10/20) - **DRAFT**

SPOT ID	Mode	TIP	Project Category	Route / Facility Name	From / Cross Street	To / Cross Street	Description	Specific Improvement Type	Cost to NCDOT	County(s)	P6.0 Status (Draft)	Notes
H090224-B	Highway	R-3407B	Regional Impact	NC 33	NC 42 at Scott'S Crossroads	NC 222 at Belvoir Crossroads	Widen to Multi-Lanes	1 - Widen Existing Roadway	\$ 64,400,000	Pitt, Edgecombe	Carryover	Completed or Active NEPA - Does not need to be re-submitted
H111270	Highway	U-6000	Regional Impact	NC 58	NC 42/Ward Blvd. (SR 1516)	Forest Hills Rd. (SR 1165)	Widen Roadway to Multi-Lane Facility with Bicycle and Pedestrian Accommodations	1 - Widen Existing Roadway	\$ 11,975,000	Wilson	Carryover	Completed or Active NEPA - Does not need to be re-submitted
H170647	Highway	I-6061	Statewide Mobility	I-95	SR 1003 (Brogden Road)		Improve interchange to current standards allowing for future widening of I-95	8 - Improve Interchange	\$ 14,500,000	Johnston	Carryover	Programmed, not Committed - Does not need to be re-submitted
H170654	Highway	I-6062	Statewide Mobility	I-95	SR 2339 (Bagley Road)		Upgrade interchange to current standards allowing for future widening of I-95	8 - Improve Interchange	\$ 14,500,000	Johnston	Carryover	Programmed, not Committed - Does not need to be re-submitted
H170663	Highway	R-5761	Regional Impact	NC 242	SR 1168 (Tarheel Rd)	I-40	Widen to 4 lane highway with median and sidewalks (4E Section). Provide a four lane divided cross section for NC 242 North from its junction with US 301 Hwy to its intersection with Interstate 40. The addition of a median will allow for better controlled access which will provide more mobility as the corridor develops in the near future. Recent development and proposed new development in the near future means an increase in AADT thereby creating the need for controlled access for safe mobility.	1 - Widen Existing Roadway	\$ 14,000,000	Johnston	Carryover	Programmed, not Committed - Does not need to be re-submitted
H170664	Highway	R-5949	Regional Impact	US 258	SR 1601 (Colonial Rd)	US 64	Widen to a four-lane divided boulevard with sidewalks from SR 1344 to US 64.	1 - Widen Existing Roadway	\$ 18,000,000	Edgecombe	Carryover	Programmed, not Committed - Does not need to be re-submitted
H111268	Highway		Regional Impact	NC 58	SR 1320 (Airport Blvd)	NC 42, SR 1516 (Ward Boulevard)	Upgrading NC 58 Between Airport Blvd. (SR 1320) and NC 42/Ward Blvd. (SR 1516) to a Four-Lane Divided Boulevard with a Raised 23 - Foot Median with Bicycle and Pedestrian Lanes, and Curb and Gutter.	11 - Access Management	\$ 43,000,000	Wilson	Holding Tank	
H111275	Highway		Regional Impact	NC 42	I-795, US 264	SR 1165 (Forest Hills Road)	Upgrade This Corridor to a Four-Lane Divided Boulevard with a Raised 23-Foot Median with Bicycle and Pedestrian Lanes, and Curb and Gutter. Realignment Is Proposed, As Part of This Project at NC 42/ Old Raleigh Rd. (SR 1136) and Airport Blvd. (SR 1158) Due to the Proximity of This Intersection to Several Schools in the Area.	11 - Access Management	\$ 28,700,000	Wilson	Holding Tank	
H170115	Highway		Statewide Mobility	I-87, US 64	US 258 (Western Blvd), US 64 Alt		Upgrade Interchange to Interstate Standards and provide safe pedestrian facilities across US 64 (Western Blvd) in Tarboro.	8 - Improve Interchange	\$ 15,200,000	Edgecombe	Holding Tank	
H170537	Highway	U-3464	Regional Impact	US 301 (S Brightleaf Boulevard), NC 96 (S Brightleaf Boulevard)	SR 1341 (Galilee Road)	SR 1007 (Brogden Road)	SR 1341 (Galilee Road) to SR 1007 (Brogden Road). Widen to Multi-lanes.	1 - Widen Existing Roadway	\$ 31,900,000	Johnston	Holding Tank	
H170543	Highway	U-3464	Regional Impact	US 301 (S Brightleaf Boulevard), NC 96 (S Brightleaf Boulevard)	I-95	SR 1341 (Galilie Road)	Widen to Multi-Lanes.	1 - Widen Existing Roadway	\$ 28,700,000	Johnston	Holding Tank	
H170666	Highway		Statewide Mobility	I-95	US 301 (N Church St)		Upgrade Interchange to diamond interchange allowing for future widening of I-95 and include a safe and convenient connection to NC 222.	8 - Improve Interchange	\$ 12,500,000	Johnston	Holding Tank	
H170729	Highway		Statewide Mobility	I-42, US 70	SR 2309 (Creech's Mill Road)	SR 2314 (Pondfield Road)	Upgrade Roadway to Interstate Standards	3 - Upgrade Expressway to Freeway	\$ 108,500,000	Johnston	Holding Tank	
H171618	Highway		Regional Impact	US 258 (Mutual Boulevard)	I-87, US 64		Construct US 64 Westbound off-Ramp	9 - Convert Grade Separation to Interchange	\$ 12,500,000	Edgecombe	Holding Tank	
	Highway		Regional Impact	Alt 64 (Western Blvd)	US 64/I-87	Howard Ave	Access Management, improve intersections, and pedestrian facilities - Widen to 4 Lanes	1 - Access Management		Edgecombe		Town of Tarboro (via CB Brown 1/18/19)
	Highway		Regional Impact	NC 210	Black Creed Rd	BUS 70 (W Market St)	Widen highway. To be determined	1 - Widen Existing Roadway		Johnston		Johnston (via Durwood Stephenson email 7/17/18)
	Highway		Statewide Mobility	I-87, US 64	Nash/Wake Co	Egecombe/Martin Co	Upgrade to Interstate Standards	Modernization		Nash/Edgecombe		Legislation (Possible INFRA Grant)
	Highway		Statewide Mobility	US 264	Wake County Line	I-95	Upgrade to Interstate Standards	Modernization		Wilson		Request by Greenville MPO. MPO to provide Region Points to support.
	Highway		Regional Impact	NC 242	SR 1168 (Tarheel Rd)		Intersection improvements	8 - Improve Intersection		Johnston		Request from Benson
	Highway		Regional Impact	Alt 264 (Raleigh Rd Pkwy)	NC 42 (Ward Avd)		Intersection improvements with round-about	8 - Improve Intersection		Wilson		City of Wilson

UCRPO IS ALLOCATED A TOTAL OF 23 PROJECTS TO BE PRIORITIZED IN "P6"
 = "Carryover" Project from STI P5 - Does not need to be re-submitted
 = "Holding Tank" project from STI P5 - Needs to be re-submitted
 = Additional Project Identified - Needs to be submitted

UCPRPO STI P6 DIVISION PROJECTS (01/10/20) - **DRAFT**

SPOT ID	Mode	TIP	Project Category	Route / Facility Name	From / Cross Street	To / Cross Street	Description	Specific Improvement Type	Cost to NCDOT	County(s)	P6.0 Status (Draft)	Notes
H150646	Highway	R-5950	Division Needs	SR 1501 (Swift Creek Rd)	Airport Industrial Dr	Driveway just north of Johnston County Airport	Widen Swift Creek Rd to add central turn lanes to additional driveways, both into the Johnston County Airport and into the neighboring industrial park.	1 - Widen Existing Roadway	\$ 4,100,000	Johnston	Carryover	Programmed, not Committed - Does not need to be re-submitted
H090421	Highway	U-3471	Division Needs	SR 1606 (Black Creek Road)	US 264 Bypass	US 301/264 Alternate (Ward Boulevard)	US 264 Bypass to US 301/264 Alternate (Ward Boulevard). Widen to Multi-Lanes.	1 - Widen Existing Roadway	\$ 19,400,000	Wilson	Holding Tank	
H090891	Highway		Division Needs	SR 1927 (East Anderson Street)	Webb Road	I-95	Widen to Three (3) Lanes from I-95 to Webb Street in Johnston County	1 - Widen Existing Roadway	\$ 10,000,000	Johnston	Holding Tank	
H090895	Highway		Division Needs	SR 1900 (Noble Street)	SR 1003 (Buffalo Road)	US 301	Expand to Three(3) Lanes from SR 1003 to US 301	1 - Widen Existing Roadway	\$ 13,663,000	Johnston	Holding Tank	
H150459	Highway		Division Needs	SR 1323 (Tilghman Rd N)	NC 42 (Ward Blvd)	SR 1332 (Lake Wilson)	Widen from from two 10' lanes to two 14' lane facility with 11' turn lane, curb and gutter with bike lanes and sidewalks. Section 3B	1 - Widen Existing Roadway	\$ 18,800,000	Wilson	Holding Tank	
H170353	Highway		Division Needs	New Route	NC 58 (Nash St)	SR 1323 (Tilghmam Rd)	Construct the Wilson Northern Connector; This is phase 1 of 2; 4 lane highway from NC 58 to SR 1323 (Tilghmam Rd). R/W has been reserved but not purchased.	5 - Construct Roadway on New Location	\$ 27,900,000	Wilson	Holding Tank	
	Highway		Division Needs	SR 1211 (W Howard Ave)	64 Alt - Western Blvd	NC 33 - N Main St	Access Control with wide median and bike/pedestrian improvements	Access Control		Edgecombe		Tarboro
	Highway		Division Needs	SR 1003 (Buffalo Rd)	SR 1934 (Old Beulah Rd)	SR 1939 (Live Oak Church Rd)	Widen to Three (3) Lanes	1 - Widen Existing Roadway		Johnston		Johnston Co
	Highway		Division Needs	US 301 (S Brightleaf Blvd)	SR 1007 (Brogden Rd)		Upgrade intersection to improve mobility and safety.	8 - Intersection Improvement		Johnston		Smithfield
	Highway		Division Needs	SR 1908 (Fire Dept Rd)	SR 1913 (Wilson's Mills Rd)		Construct roundabout to improve mobility and safety in downtown Wilson's Mills.	8 - Intersection Improvement		Johnston		Wilson's Mills
	Highway		Division Needs	SR 1913 (Wilson's Mills Rd)	US 70 Bus (W Market St)	M Durwood Stephenson Hwy	Widen to three lanes with pedestrian facilities.	1 - Widen Existing Roadway		Johnston		Smithfield

UCPRPO IS ALLOCATED A TOTAL OF 23 PROJECTS TO BE PRIORITIZED IN "P6"

- = "Carryover" Project from STI P5 - Does not need to be re-submitted
- = "Holding Tank" project from STI P5 - Needs to be re-submitted
- = Additional Project Identified - Needs to be submitted

UCPRPO STI P6 NON-HIGHWAY PROJECTS (01/10/20) - **DRAFT**

AVIATION

SPOT ID	Mode	TIP	Project Category	Route / Facility Name	From / Cross Street	To / Cross Street	Description	Specific Improvement Type	Cost to NCDOT	County(s)	P6.0 Status (Draft)	NOTES
A171642	Aviation	AV-5897	Division Needs	ETC - Tarboro-Edgecombe Airport	ETC - Runway Extension to 5,000'	N/A	Upgrade runway by 1,000 ft to a length of 5,000 ft. (Partner Connect Project No. 3771)	0500 - Runway Length/Width	\$ 2,840,000	Edgecombe	Carryover	Programmed, not Committed. Project in STIP - Does not need to be re-submitted
A130494	Aviation	AV-5844	Division Needs	ETC - Tarboro-Edgecombe Airport	ECT - Corporate Apron and Hangar	N/A	Expand the Corporate Apron by 8,350 SF and construct a 70' X 80' Hangar. (includes Project Request Numbers: 2898)	1200 - Aircraft Apron / Helipad Requirements	\$ 570,000	Edgecombe	Holding Tank	
A130498	Aviation		Division Needs	JNX - Johnston Regional Airport	JNX - Taxiway Widening	N/A	The existing taxiway pavements will be approaching the end of their useful life and require pavement rehabilitation. Assumed design would include a 3" asphalt maintenance overlay. The taxiways will be widened to 50' at this time to conform to C- III standards. (includes Project Request Numbers: 2129)	1100 - Taxiway Requirements	\$ 4,100,000	Johnston	Holding Tank	
A130499	Aviation	AV-5847	Division Needs	JNX - Johnston Regional Airport	JNX - T-Hangars, Apron and Corporate Area Site Prep	N/A	This project provides for construction of Phase I of the new corporate area development. Phase I will include the construction of a new t-hangar area and construction of a new apron. Elements of construction will include clearing and grubbing, grading and drainage, paving, and erosion control measures. (includes Project Request Numbers: 2127)	1240 - Corporate and T-hangar Taxiway: Construction	\$ 8,945,000	Johnston	Holding Tank	
A150741	Aviation		Division Needs	ETC - Tarboro-Edgecombe Airport	ETC - T-Hangars & Taxilane	N/A	Tarboro Airport T-Hangars & Taxilane - Partner Connect Project #3431	1900 - Hangars	\$ 550,000	Edgecombe	Holding Tank	

BIKE/PEDESTRIAN

B140926	BikePed		Division Needs	Elm City Sidewalk Project	Elementary School	Middle School	Construct sidewalks along Toisnot St, W Main St, Parker St, Church St, and Branch St which connects to Elm City Elem School and Elm City Middle School	7 - Protected Linear Pedestrian Facility (Pedestrian)	\$ 91,200	Wilson	Holding Tank	
B150570	BikePed		Division Needs	SR 1120 - W Hanes St Middlesex Elementary School	Morgan St	Middlesex Elementary School	Construct sidewalks from down town Middlesex Park to Middlesex Elementary School along W Hanes St.	7 - Protected Linear Pedestrian Facility (Pedestrian)	\$ 176,600	Nash	Holding Tank	
B170683	BikePed		Division Needs	NC 43 (Red Oak Pedestrian Project)	SR 1603 (Red Oak Boulevard)	SR 1524 (Red Oak Battleboro Road)	Construct sidewalks along Red Oak Boulevard, N Old Carriage Rd, and Red Oak Battleboro Rd.	7 - Protected Linear Pedestrian Facility (Pedestrian)	\$ 92,777	Nash	Holding Tank	
B170684	BikePed		Division Needs	NC 43 (E Hamlet Street)	S Sally Jenkins Street	16th Street to Vidant walking trail	Construct sidewalk along NC 43 (E Hamlet Street)	7 - Protected Linear Pedestrian Facility (Pedestrian)	\$ 93,120	Edgecombe	Holding Tank	
B171652	BikePed		Division Needs	Micro Pedestrian Facilities along US 301	Oil Company Rd	Charles St	Construct additional pedestrian facilities along US 301 through the Town of Micro.	7 - Protected Linear Pedestrian Facility (Pedestrian)	\$ 80,081	Johnston	Holding Tank	

RAIL

R171628	Rail		Statewide	NS H/CSX A/CSX SE	Carolina	New York	Construction and implementation of Southeastern North Carolina Passenger Rail Service. Service to run from Raleigh to Wilmington via Selma and Fayetteville using the NS H Line, CSX A Line, and CSX SE Line.	Other passenger rail improvements	\$ 750,000,000	Bladen, Brunswick, Columbus, Cumberland, Harnett, Johnston, Robeson, Wake	Holding Tank	
	Rail		Statewide	Commuter Rail - Smithfield/Selma to Raleigh	Selma/Smithfield	Raleigh	Create commuter rail service from Selma/Smithfield to Raleigh Union Station - Extend the Piedmont Rail Service	Commuter Rail Service		Johnston/Wake		
	Rail		Statewide	Replace Carolinian Equipment	Carolina	New York	Replace locomotive and rail cars for Carolinian running from North Carolina to New York	Commuter Rail Service	\$89,000,000	Various		
	Rail		Statewide	Anderson St	I-95		Create Flyover for rail yard in Selma	At grade crossing improvement		Johnston		

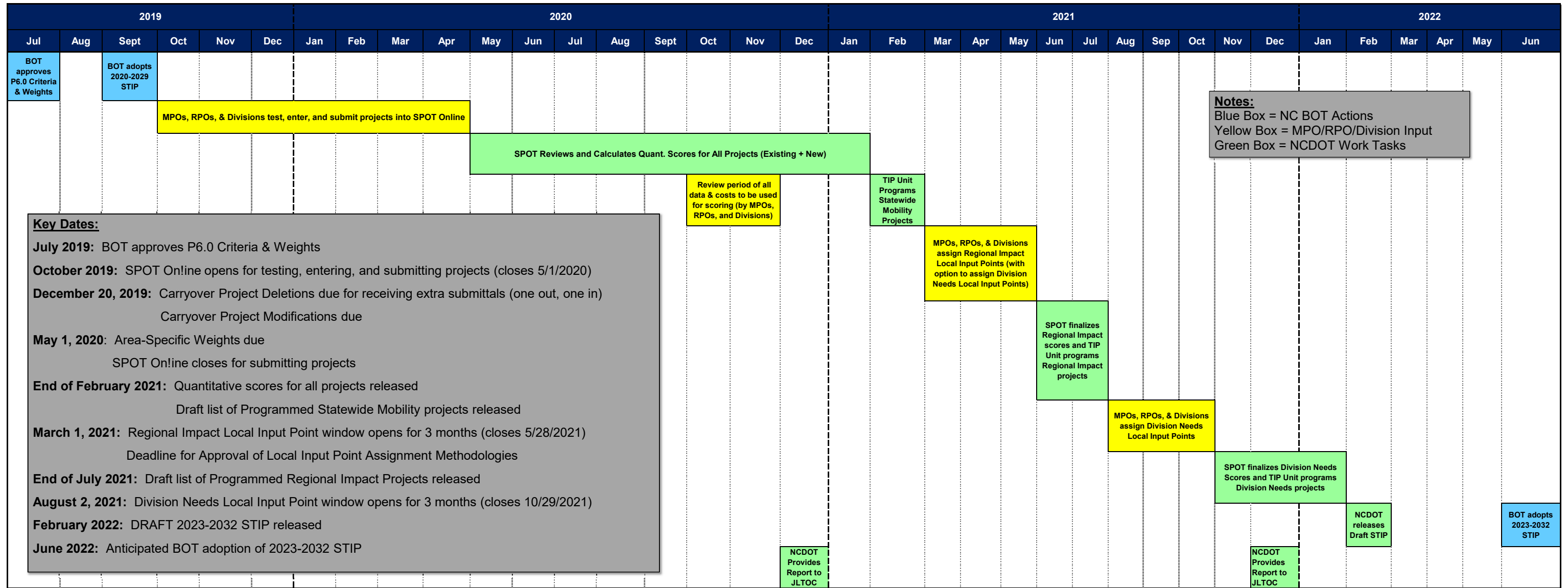
TRANSIT

T170682	Transit	TA-6720	Division Needs	Johnston County Expansion Vehicle	N/A	N/A	Purchase expansion vehicles to include 1 25' LTV	4 - Demand Response	\$ 33,000	Johnston	Carryover	Programmed, not Committed. Project in STIP - Does not need to be re-submitted
T130137	Transit		Division Needs	Wilson co fy16 vehicle expansion	N/A	N/A	Project #1 - Wilson County services the residents of Wilson as well those in the county. Wilson County operates 24 hours a day Monday through Friday with limited services on weekends. Wilson County provides transportation services for eight(8) service agencies within Wilson County.	4 - Demand Response	\$ 5,500	Wilson	Holding Tank	
T171904	Transit		Regional Impact	Mebane to Selma Commuter Rail Service	N/A	N/A	Construct infrastructure and service for commuter rail service from Mebane to Selma. Project includes 12 locomotives and 24 coaches.	1 - Mobility (route-specific) - New Service	\$ 250,727,364	Wake, Durham, Johnston	Holding Tank	
T171935	Transit		Division Needs	JCATS Admin/Maintenance Facility	N/A	N/A	Construct new Admin/Maintenance Facility	9 - Facility - Maintenance	\$ 6,160,585	Johnston	Holding Tank	

UCPRPO IS ALLOCATED A TOTAL OF 23 PROJECTS TO BE PRIORITIZED IN "P6"

- = "Carryover" Project from STI P5 - Does not need to be re-submitted
- = "Holding Tank" project from STI P5 - Needs to be re-submitted
- = Additional Project Identified - Needs to be submitted

FINAL Prioritization 6.0 Schedule



FY 2020-2021
 PLANNING WORK PROGRAM
 ANNUAL PROPOSED FUNDING SOURCES TABLE
 Upper Coastal Plain Rural Planning Organization

TASK CODE	WORK CATEGORY	RPO PROGRAM FUNDS		
		LOCAL 20%	STATE 80%	TOTAL
I. DATA COLLECTION AND ASSESSMENT				
I-1	DATA COLLECTION AND ASSESSMENT	\$ 1,600	\$ 6,400	\$ 8,000
I-1.1	Highway			
I-1.2	Other Modes			
I-1.3	Socioeconomic			
I-1.4	Title VI			
II. TRANSPORTATION PLANNING				
II-1	COMPREHENSIVE TRANSPORTATION PLAN (CTP) DEVELOPMENT	\$ 800	\$ 3,200	\$ 4,000
II-1.1	Develop CTP Vision			
II-1.2	Conduct CTP Needs Assessment			
II-1.3	Analyze Alternatives and Environmental Screening			
II-1.4	Develop Final Plan			
II-1.5	Adopt Plan			
II-2	PRIORITIZATION	\$ 4,400	\$ 17,600	\$ 22,000
II-2.1	Project Prioritization			
II-3	PROGRAM AND PROJECT DEVELOPMENT	\$ 600	\$ 2,400	\$ 3,000
II-3.1	STIP Participation			
II-3.2	Merger / Project Development			
II-4	GENERAL TRANSPORTATION PLANNING	\$ 5,340	\$ 21,360	\$ 26,700
II-4.1	Regional and Statewide Planning			
II-4.2	Special Studies, Projects and Other Trainings			
III. ADMINISTRATION OF TRANSPORTATION PLANNING AND POLICIES				
III-1	ADMINISTRATIVE ACTIVITIES	\$ 4,400	\$ 17,600	\$ 22,000
III-1.1	Administrative Documents			
III-1.2	TCC / TAC Work Facilitation; Ethics Compliance			
III-1.3	Program Administration			
IV. DIRECT COSTS				
IV-1	PROGRAMMATIC DIRECT CHARGES	\$ 7,636	\$ 30,544	\$ 38,180
IV-1.1	Program-wide Direct Costs			
IV-2	ADVERTISING	\$ 80	\$ 320	\$ 400
IV-2.1	News Media Ads			
IV-3	LODGING, MEALS, INCIDENTALS	\$ 400	\$ 1,600	\$ 2,000
IV-3.1	Hotel Costs			
IV-3.2	Meal Costs			
IV-3.3	Incidentals			
IV-4	POSTAGE	\$ 30	\$ 120	\$ 150
IV-4.1	Mailings			
IV-5	REGISTRATION / TRAINING	\$ 300	\$ 1,200	\$ 1,500
IV-5.1	Conference Registration			
IV-5.2	Meeting / Workshop / Training Fees			
IV-6	TRAVEL	\$ 1,000	\$ 4,000	\$ 5,000
IV-6.1	Mileage Reimbursement			
IV-6.2	Car Rental Costs			
IV-6.3	Other Travel Expenses			
V. INDIRECT COSTS				
V-1	INDIRECT COSTS APPROVED BY COGNIZANT AGENCY FY 18-19	\$ 1,424	\$ 5,695	\$ 7,119
V-1.1	Incurred Indirect Costs			
TOTAL		\$ 28,010	\$ 112,039	\$ 140,049

Approved by the TAC on: _____20__

 Signature, TAC Chairman

 Signature, RPO Secretary

**FY 2020-2021
PLANNING WORK PROGRAM
Narrative
Upper Coastal Plain Rural Planning Organization**

I. DATA COLLECTION AND ASSESSMENT		
I-1 DATA COLLECTION AND ASSESSMENT		\$ 8,000.00
I-1.1 Highway	Collect centerline data from member Counties to maintain up to date data inventory. Maintain UCPRPO GIS Data Warehouse. Provide traffic counts upon request.	
I-1.2 Other Modes	Collection and mapping of non-highway data, etc.	
I-1.3 Socioeconomic	Update Socioeconomic and demographic data for all counties.	
I-1.4 Title VI	Affirm RPO compliance with Title VI and develop Title VI plan.	
II. TRANSPORTATION PLANNING		
II-1 COMPREHENSIVE TRANSPORTATION PLAN (CTP) DEVELOPMENT		\$ 4,000.00
II-1.1 Develop CTP Vision	Meet with members to review current CTP. Completion of Community Understanding Reports and aid in providing public engagement; etc.	
II-1.2 Conduct CTP Needs Assessment	Review County CTP data and transportation deficiencies within current plans. Meet with members to determine CTP update needs.	
II-1.3 Analyze Alternatives and Environmental Screening		
II-1.4 Develop Final Plan	Review final graphic, written, and mapping products produced in potential CTP updates.	
II-1.5 Adopt Plan	Aid in adoption of potential CTP updates.	
II-2 PRIORITIZATION		\$ 22,000.00
II-2.1 Project Prioritization	Perform duties and responsibilities related to STI and other local prioritization activities (i.e. CMAQ) Prepare and present to TCC/TAC spreadsheet of Committed, Carryover, Holding Tank and Deleted projects. Update and maintain interactive online STI Project map. Hold meeting in each county to solicit new projects. Obtain TCC/TAC approval of projects. Gather data for highway projects and enter highway and non-highway projects into SPOT On!line. Discuss Alternative Criteria rates with other RPO/MPOs and Divisions. Attend SPOT training. Update Local Input Methodology. Carryout steps of Methodology. Post information on website as required by Methodology.	
II-3 PROGRAM AND PROJECT DEVELOPMENT		\$ 3,000.00
II-3.1 STIP Participation	Review status of projects in STIP, report to TCC/TAC	
II-3.2 Merger / Project Development	Attend MERGER meetings as required. Attend officials and public meetings.	
II-4 GENERAL TRANSPORTATION PLANNING		\$ 26,700.00
II-4.1 Regional and Statewide Planning	Attend NCARPO quarterly meetings and MPO conference. Attend Highway US 70 Commission meetings. Attend Hwy 17/64 Association meetings. Stay up to date on Joint Legislative Transportation Oversight Committee meetings and report to Executive Committee and TCC/TAC. Attend and participate in Eastern North Carolina Freight Study. Attend other transportation planning i.e. Rocky Mount TCC meetings, Tar River Transit TAB, JCATS TAB, East Coast Greenway, Mountains to Sea Trail, Regional Commuter Rail Studies, etc.	
II-4.2 Special Studies, Projects and Other Trainings	Participate in Statewide Committees i.e. NC-TIC, etc. Attend various training events i.e. RPO Training, NC GIS Conference, NCAMPO, NCDOT PTD Training, ATLAS Training, Transportation Summit, Ongoing Feasibility Studies, etc. Provide planning services to Pinetops for pedestrian plan. Coordinate/manage potential SPR Funded projects i.e. Neuse River Greenway Feasibility Study between Clayton and Smithfield.	
III. ADMINISTRATION OF TRANSPORTATION PLANNING AND POLICIES		
III-1 ADMINISTRATIVE ACTIVITIES		\$ 22,000.00
III-1.1 Administrative Documents	Prepare, obtain approval, and submit PWP, Five Yr Calendar, and needed amendments. Prepare and submit Quarterly Reports and Final Yearly Narrative. Update MOU, LPA, Bylaws, or PIP as needed.	
III-1.2 TCC / TAC Work Facilitation; Ethics Compliance	Prepare minutes, agendas, materials, speakers, etc. for and hold TCC and TAC meetings. Inform TAC of Ethics information and deadlines. Assist TAC members with Ethics forms.	
III-1.3 Program Administration	Providing transportation information and data. Contact NCDOT staff concerning questions from, officials, citizens and TAC /TCC members. Phone calls, emails, and general program administration, etc.	
IV. DIRECT COSTS		
IV-1 PROGRAMMATIC DIRECT CHARGES		\$ 38,180.00
IV-1.1 Program-wide Direct Costs	Regular costs for operation of the RPO program. i.e. printing, dues and subscriptions, equipment, supplies, and professional services.	
IV-2 ADVERTISING		\$ 400.00
IV-2.1 News Media Ads	Advertising costs for Public Hearings, workshops, etc.	
IV-3 LODGING, MEALS, INCIDENTALS		\$ 2,000.00
IV-3.1 Hotel Costs	Costs for overnight stays at NCARPO quarterly meetings, NCAMPO Conference and NADO Rural Transportation Conference etc.	
IV-3.2 Meal Costs	Meal Costs while on overnight or extended travel	
IV-3.3 Incidentals	Hotel parking, tips for over night travel	
IV-4 POSTAGE		\$ 150.00
IV-4.1 Mailings	Costs for mailing RPO projects (surveys, notices, etc.)	
IV-5 REGISTRATION / TRAINING		\$ 1,500.00
IV-5.1 Conference Registration	Registration fees for NCAMPO Conference and other pertinent planning conferences.	
IV-5.2 Meeting / Workshop / Training Fees	Various training classes and events approved by NCDOT TPD. i.e. NC GIS Conference, NC URISA Conference, GIS classes	
IV-6 TRAVEL		\$ 5,000.00
IV-6.1 Mileage Reimbursement	Reimbursement for total miles traveled	
IV-6.2 Car Rental Costs	Car Rental Costs	
IV-6.3 Other Travel Expenses	Parking fee, other	
V. INDIRECT COSTS		
V-1 INDIRECT COSTS APPROVED BY COGNIZANT AGENCY FY 18-19		\$ 7,119.00
V-1.1 Incurred Indirect Costs	Indirect costs incurred for the RPO Program charged by Nash County.	
TOTAL		\$ 140,049.00

Edgecombe County



<u>Reportable</u>	2014		2015		2016		2017		2018		5 Year Avg.	
	Crashes	Injuries	Crashes	Injuries	Crashes	Injuries	Crashes	Injuries	Crashes	Injuries	Crashes	Injuries
Fatal	6	9	10	11	7	7	11	13	12	12	9	10
Non Fatal Injury	406	652	427	684	452	779	422	644	370	590	415	670
PDO	768		771		840		827		847		811	
Total	1,180	661	1,208	695	1,299	786	1,260	657	1,229	602	1,235	680
<u>Alcohol Related Crashes</u>												
Fatal	2	2	3	3	4	4	3	4	2	2	3	3
Non Fatal Injury	39	53	51	73	44	74	37	59	45	76	43	67
PDO	36		39		35		31		47		38	
Total	77	55	93	76	83	78	71	63	94	78	84	70
<u>Percent Alcohol Related</u>												
Fatal	33.3%	22.2%	30.0%	27.3%	57.1%	57.1%	27.3%	30.8%	16.7%	16.7%	30.4%	28.8%
Non Fatal Injury	9.6%	8.1%	11.9%	10.7%	9.7%	9.5%	8.8%	9.2%	12.2%	12.9%	10.4%	10.0%
Total	6.5%	8.3%	7.7%	10.9%	6.4%	9.9%	5.6%	9.6%	7.6%	13.0%	6.8%	10.3%
<u>Pedestrian Crashes</u>												
Fatal	0	0	1	1	1	1	1	1	0	0	1	1
Non Fatal Injury	11	12	4	4	10	11	11	11	11	14	9	10
PDO	0		0		1		0		0		0	
Total	11	12	5	5	12	12	12	12	11	14	10	11
<u>Bicycle Crashes</u>												
Fatal	0	0	0	0	0	0	0	0	1	1	0	0
Non Fatal Injury	5	6	3	3	5	5	11	11	2	2	5	5
PDO	1		0		0		0		0		0	
Total	6	6	3	3	5	5	11	11	3	3	6	6
<u>Motorcycle Crashes</u>												
Fatal	0	0	2	2	0	0	0	0	0	0	0	0
Non Fatal Injury	12	15	5	5	11	13	11	13	4	4	9	10
PDO	0		0		0		1		1		0	
Total	12	15	7	7	11	13	12	13	5	4	9	10

County Ranking 15 9 16 13 7

General Information

Population (2017)	53,156	50	53
Registered Vehicles (2017)	44,752	61	62
Estimated Avg. Annual Miles Traveled (100 MVMT) (2017)	5.62	51	55

Ranking
2017 **2018**

Comprehensive Crash Cost

(Based on a 3 Year Average of All Reported Crashes in 2017 Dollars)

Average Annual Cost	\$176,637,000	51	51
Average Cost Per Crash	\$104,954	47	46
Average Cost Per Person	\$3,323	43	30
Average Cost Per Vehicle	\$3,947	14	12
Average Cost / 100 Miles Traveled	\$31.42	30	21

Crash Rates

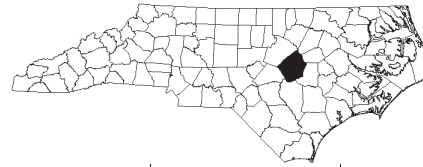
(Based on a 3 Year Average of All Reported Crashes)

Total Crash Rate (/100 MVMT)	299.33	35	26
Fatal Crash Rate (/100 MVMT)	1.78	34	25
Non Fatal Injury Crash Rate (/100 MVMT)	76.71	19	18
Crash Injuries Per 1000 People	33.14	31	22
Fatal Crash Injuries Per 1000 People	0.60	46	33
Crashes Per 1000 Reg. Veh.	37.61	20	18
Fatal Crashes Per 1000 Reg. Veh.	0.22	22	20
Percent Alcohol Related Crashes	5.9%	11	8
Severity Index	4.20	44	52

Time To Next...

Crash	5.2	Hours
Fatal Injury	273.8	Hours
Injury	5.0	Hours
Crash Cost Per Hour	\$20,164	

Johnston County



<u>Reportable</u>	2014		2015		2016		2017		2018		5 Year Avg.	
	Crashes	Injuries	Crashes	Injuries	Crashes	Injuries	Crashes	Injuries	Crashes	Injuries	Crashes	Injuries
Fatal	34	36	24	28	31	33	31	36	32	36	30	34
Non Fatal Injury	1,253	1,995	1,338	2,108	1,378	2,218	1,305	2,120	1,418	2,260	1,338	2,140
PDO	2,525		2,633		2,999		3,260		3,629		3,009	
Total	3,812	2,031	3,995	2,136	4,408	2,251	4,596	2,156	5,079	2,296	4,378	2,174
<u>Alcohol Related Crashes</u>												
Fatal	5	5	6	7	14	14	14	16	6	6	9	10
Non Fatal Injury	128	176	104	159	122	185	129	177	111	156	119	171
PDO	104		108		124		141		164		128	
Total	237	181	218	166	260	199	284	193	281	162	256	180
<u>Percent Alcohol Related</u>												
Fatal	14.7%	13.9%	25.0%	25.0%	45.2%	42.4%	45.2%	44.4%	18.8%	16.7%	29.6%	28.4%
Non Fatal Injury	10.2%	8.8%	7.8%	7.5%	8.9%	8.3%	9.9%	8.3%	7.8%	6.9%	8.9%	8.0%
Total	6.2%	8.9%	5.5%	7.8%	5.9%	8.8%	6.2%	9.0%	5.5%	7.1%	5.8%	8.3%
<u>Pedestrian Crashes</u>												
Fatal	7	7	4	7	2	2	2	2	4	4	4	4
Non Fatal Injury	17	25	28	35	18	22	25	31	24	29	22	28
PDO	0		0		1		0		0		0	
Total	24	32	32	42	21	24	27	33	28	33	26	33
<u>Bicycle Crashes</u>												
Fatal	0	0	0	0	0	0	1	1	0	0	0	0
Non Fatal Injury	7	8	10	10	4	7	6	6	4	5	6	7
PDO	0		1		0		0		0		0	
Total	7	8	11	10	4	7	7	7	4	5	7	7
<u>Motorcycle Crashes</u>												
Fatal	4	4	4	4	2	2	3	3	4	4	3	3
Non Fatal Injury	59	70	61	72	48	56	54	64	47	54	54	63
PDO	7		7		14		8		14		10	
Total	70	74	72	76	64	58	65	67	65	58	67	67

County Ranking 34 36 38 36 38

General Information

Population (2017)	194,271	13	13
Registered Vehicles (2017)	197,978	13	9
Estimated Avg. Annual Miles Traveled (100 MVMT) (2017)	24.12	9	9

Ranking
2017 **2018**

\$\$\$ Comprehensive Crash Cost \$\$\$

(Based on a 3 Year Average of All Reported Crashes in 2017 Dollars)

Ranking
2017 **2018**

Average Annual Cost	\$576,740,000	11	10
Average Cost Per Crash	\$93,083	65	63
Average Cost Per Person	\$2,969	34	40
Average Cost Per Vehicle	\$2,913	41	45
Average Cost / 100 Miles Traveled	\$23.91	64	59

Crash Rates

(Based on a 3 Year Average of All Reported Crashes)

Total Crash Rate (/100 MVMT)	256.85	51	48
Fatal Crash Rate (/100 MVMT)	1.33	59	53
Non Fatal Injury Crash Rate (/100 MVMT)	58.28	63	59
Crash Injuries Per 1000 People	29.19	28	37
Fatal Crash Injuries Per 1000 People	0.55	39	39
Crashes Per 1000 Reg. Veh.	31.30	39	39
Fatal Crashes Per 1000 Reg. Veh.	0.16	42	37
Percent Alcohol Related Crashes	4.9%	29	21
Severity Index	3.87	63	68

Time To Next...

Crash	1.4 Hours
Fatal Injury	81.9 Hours
Injury	1.5 Hours
Crash Cost Per Hour	\$65,838

Nash County



<u>Reportable</u>	2014		2015		2016		2017		2018		5 Year Avg.	
	Crashes	Injuries	Crashes	Injuries	Crashes	Injuries	Crashes	Injuries	Crashes	Injuries	Crashes	Injuries
Fatal	21	24	22	23	23	27	15	18	26	30	21	24
Non Fatal Injury	802	1,302	842	1,351	849	1,317	841	1,332	811	1,269	829	1,314
PDO	1,457		1,557		1,575		1,663		1,667		1,584	
Total	2,280	1,326	2,421	1,374	2,447	1,344	2,519	1,350	2,504	1,299	2,434	1,339
<u>Alcohol Related Crashes</u>												
Fatal	6	8	5	5	4	4	5	5	7	8	5	6
Non Fatal Injury	74	105	72	103	83	111	64	88	72	117	73	105
PDO	65		61		54		78		55		63	
Total	145	113	138	108	141	115	147	93	134	125	141	111
<u>Percent Alcohol Related</u>												
Fatal	28.6%	33.3%	22.7%	21.7%	17.4%	14.8%	33.3%	27.8%	26.9%	26.7%	25.2%	24.6%
Non Fatal Injury	9.2%	8.1%	8.6%	7.6%	9.8%	8.4%	7.6%	6.6%	8.9%	9.2%	8.8%	8.0%
Total	6.4%	8.5%	5.7%	7.9%	5.8%	8.6%	5.8%	6.9%	5.4%	9.6%	5.8%	8.3%
<u>Pedestrian Crashes</u>												
Fatal	3	3	2	2	5	5	2	2	4	4	3	3
Non Fatal Injury	13	15	12	13	22	27	17	22	12	13	15	18
PDO	0		0		0		1		0		0	
Total	16	18	14	15	27	32	20	24	16	17	19	21
<u>Bicycle Crashes</u>												
Fatal	1	1	0	0	0	0	0	0	0	0	0	0
Non Fatal Injury	3	3	5	5	3	3	11	13	13	13	7	7
PDO	0		0		0		1		0		0	
Total	4	4	5	5	3	3	12	13	13	13	7	8
<u>Motorcycle Crashes</u>												
Fatal	1	1	3	3	0	0	1	1	1	1	1	1
Non Fatal Injury	32	36	25	27	20	24	27	32	34	36	28	31
PDO	4		3		4		1		2		3	
Total	37	37	31	30	24	24	29	33	37	37	32	32

County Ranking 17 20 19 22 20

General Information

Population (2017)	95,063	29	30
Registered Vehicles (2017)	97,724	31	30
Estimated Avg. Annual Miles Traveled (100 MVMT) (2017)	16.07	22	22

Ranking
2017 2018

\$\$\$ Comprehensive Crash Cost \$\$\$

(Based on a 3 Year Average of All Reported Crashes in 2017 Dollars)

Ranking
2017 2018

Average Annual Cost	\$374,539,667	23	23
Average Cost Per Crash	\$99,868	57	53
Average Cost Per Person	\$3,940	14	13
Average Cost Per Vehicle	\$3,833	15	15
Average Cost / 100 Miles Traveled	\$23.31	59	65

Crash Rates

(Based on a 3 Year Average of All Reported Crashes)

Total Crash Rate (/100 MVMT)	233.45	54	64
Fatal Crash Rate (/100 MVMT)	1.35	53	51
Non Fatal Injury Crash Rate (/100 MVMT)	54.55	64	67
Crash Injuries Per 1000 People	36.68	15	14
Fatal Crash Injuries Per 1000 People	0.80	15	14
Crashes Per 1000 Reg. Veh.	38.38	17	17
Fatal Crashes Per 1000 Reg. Veh.	0.22	19	21
Percent Alcohol Related Crashes	4.3%	62	49
Severity Index	3.95	75	64

Time To Next...

Crash	2.3	Hours
Fatal Injury	115.3	Hours
Injury	2.5	Hours
Crash Cost Per Hour	\$42,756	

Wilson County



<u>Reportable</u>	2014		2015		2016		2017		2018		5 Year Avg.	
	Crashes	Injuries	Crashes	Injuries	Crashes	Injuries	Crashes	Injuries	Crashes	Injuries	Crashes	Injuries
Fatal	11	13	13	15	14	18	17	19	12	12	13	15
Non Fatal Injury	482	781	632	1,008	652	1,046	724	1,200	670	1,120	632	1,031
PDO	1,224		1,415		1,593		1,622		1,629		1,497	
Total	1,717	794	2,060	1,023	2,259	1,064	2,363	1,219	2,311	1,132	2,142	1,046
<u>Alcohol Related Crashes</u>												
Fatal	2	2	0	0	5	6	3	3	1	1	2	2
Non Fatal Injury	41	65	55	83	39	54	46	65	45	63	45	66
PDO	48		42		56		56		38		48	
Total	91	67	97	83	100	60	105	68	84	64	95	68
<u>Percent Alcohol Related</u>												
Fatal	18.2%	15.4%	0.0%	0.0%	35.7%	33.3%	17.6%	15.8%	8.3%	8.3%	16.4%	15.6%
Non Fatal Injury	8.5%	8.3%	8.7%	8.2%	6.0%	5.2%	6.4%	5.4%	6.7%	5.6%	7.2%	6.4%
Total	5.3%	8.4%	4.7%	8.1%	4.4%	5.6%	4.4%	5.6%	3.6%	5.7%	4.5%	6.5%
<u>Pedestrian Crashes</u>												
Fatal	1	1	4	4	2	2	2	2	4	4	3	3
Non Fatal Injury	13	19	15	15	5	8	16	17	12	13	12	14
PDO	0		2		4		4		1		2	
Total	14	20	21	19	11	10	22	19	17	17	17	17
<u>Bicycle Crashes</u>												
Fatal	0	0	0	0	0	0	1	1	0	0	0	0
Non Fatal Injury	1	1	7	7	4	5	8	8	8	9	6	6
PDO	0		0		0		1		2		1	
Total	1	1	7	7	4	5	10	9	10	9	6	6
<u>Motorcycle Crashes</u>												
Fatal	1	1	0	0	0	0	4	4	2	2	1	1
Non Fatal Injury	18	20	16	19	26	30	16	19	18	24	19	22
PDO	5		3		2		3		1		3	
Total	24	21	19	19	28	30	23	23	21	26	23	24

County Ranking 53 30 36 23 25

General Information

Population (2017)	81,674	34	35
Registered Vehicles (2017)	75,317	39	39
Estimated Avg. Annual Miles Traveled (100 MVMT) (2017)	10.76	31	30

Comprehensive Crash Cost

(Based on a 3 Year Average of All Reported Crashes in 2017 Dollars)

Average Annual Cost	\$269,620,000	30	32
Average Cost Per Crash	\$79,864	75	73
Average Cost Per Person	\$3,301	26	31
Average Cost Per Vehicle	\$3,580	17	25
Average Cost / 100 Miles Traveled	\$25.06	48	52

Crash Rates

(Based on a 3 Year Average of All Reported Crashes)

Total Crash Rate (/100 MVMT)	313.78	21	22
Fatal Crash Rate (/100 MVMT)	1.36	50	50
Non Fatal Injury Crash Rate (/100 MVMT)	67.51	44	39
Crash Injuries Per 1000 People	38.98	18	10
Fatal Crash Injuries Per 1000 People	0.61	27	31
Crashes Per 1000 Reg. Veh.	44.82	9	10
Fatal Crashes Per 1000 Reg. Veh.	0.19	25	28
Percent Alcohol Related Crashes	3.2%	90	92
Severity Index	3.41	89	90

Time To Next...

Crash	2.6 Hours
Fatal Injury	175.2 Hours
Injury	2.8 Hours
Crash Cost Per Hour	\$30,779



Monday, November 25, 2019
Contact: Angela Gates
Tel.: (202) 366-3669

U.S. Transportation Secretary Elaine L. Chao Announces \$423 Million In Grants Nationwide to Revitalize America's Bus Infrastructure

WASHINGTON – U.S. Transportation Secretary Elaine L. Chao today announced that the Federal Transit Administration (FTA) will award \$423 million in transit infrastructure grants nationwide to improve the safety and reliability of America's bus systems and enhance mobility for transit riders. A total of 94 projects in 42 states and the District of Columbia will receive funding from FTA's Grants for Buses and Bus Facilities Program. A list of the [selected projects](#) is available online.

"Public bus systems throughout the country provide millions of Americans access to jobs, healthcare, grocery stores, and other vital services," said U.S. Transportation Secretary Elaine L. Chao.

The funding supports projects to replace, rehabilitate, and purchase buses and related equipment, as well as projects to purchase, rehabilitate, and construct bus-related facilities.

"More people travel by bus than any other form of public transportation," said FTA Acting Administrator K. Jane Williams. "This Administration is committed to rebuilding our nation's transportation infrastructure and helping to improve bus service nationwide."

Among the projects selected to receive funding:

- In Arizona, two projects will receive a total of \$17.4 million, including approximately \$17.3 million to the Northern Arizona Intergovernmental Public Transportation Authority to construct a new Downtown Connection Center in Flagstaff and purchase all-electric buses; and \$160,000 to the White Mountain Apache Tribe to purchase new vehicles and expand transit service for tribal residents.
- In Michigan, the City of Detroit Department of Transportation (DDOT) and Flint Mass Transportation Authority (MTA) will receive a total of \$12.8 million, including \$8.5 million to modernize Detroit's fare collection system on buses and \$4.3 million to help Flint purchase new buses that will replace diesel buses that have exceeded their useful life.

- In North Carolina, three projects will receive a total of \$24.5 million, including \$17.3 million to the North Carolina Department of Transportation to help several rural transit systems replace vehicles and construct public transportation facilities throughout the state; as well as \$6.8 million to the Piedmont Authority for Regional Transportation and \$480,000 to the City of Salisbury to purchase new vehicles to replace those that have exceeded their useful life.

Demand for FTA's Grants for Buses and Bus Facilities Program far exceeded available funds, as FTA received applications for 318 eligible projects totaling approximately \$1.9 billion in funding requests, from a total of 270 applicants in 43 states and territories. Project proposals were evaluated based on criteria outlined in the [Notice of Funding Opportunity](#).

Federal public transportation law (49 USC § 5339(b)), as amended by the [Fixing America's Surface Transportation \(FAST\) Act](#), authorizes FTA's [Grants for Buses and Bus Facilities Program](#) through FY2020.

In Fiscal Year 2019, FTA has made available more than \$12 billion in funding through both formula and competitive grant programs to support public transportation.

[USDOT Award Announcement 11/25/2019](#)

Selected Projects

<https://www.transit.dot.gov/funding/grants/fiscal-year-2019-bus-and-bus-facilities-projects>

Grant Budget Breakdown		Fed	Local	QTY	FED	LOCAL	TOTAL
PART - Heavy Duty Bus	Heavy Duty Bus	400,000	100,000	14	5,600,000	1,400,000	7,000,000
PART - LTV	LTVs	68,000	17,000	6	408,000	102,000	510,000
PART - Van	Van	30,400	7,600	25	760,000	190,000	950,000
ANSON	Facility Replacement	1,189,451	297,363	1	1,189,451	297,363	1,486,814
JOHNSTON	Facility Replacement	2,391,200	597,800	1	2,391,200	597,800	2,989,000
IREDELL	Facility Replacement	4,000,000	1,000,000	1	4,000,000	1,000,000	5,000,000
HOKE	Facility Replacement	1,667,984	416,996	1	1,667,984	416,996	2,084,980
DUPLIN	Facility Replacement	1,135,137	283,784	1	1,135,137	283,784	1,418,921
ORANGE	Electric Buses	231,200	57,800	3	693,600	173,400	867,000
ORANGE	Charging Station	200,000	50,000	1	200,000	50,000	250,000
MACON	Sitework	12,000	3,000	1	12,000	3,000	15,000
MACON	Building Addition	249,600	62,400	1	249,600	62,400	312,000
MACON	Contingency	13,080	3,270	1	13,080	3,270	16,350
MACON	Construction Management	26,160	6,540	1	26,160	6,540	32,700
MACON	Architech & Engineering	34,008	8,502	1	34,008	8,502	42,510
CHATHAM	Demo & Grading	83,840	20,960	1	83,840	20,960	104,800
CHATHAM	Site Work	49,272	12,319	1	49,272	12,319	61,591
CHATHAM	Building	370,312	92,578	1	370,312	92,578	462,890
CHATHAM	Paving / Asphalt	73,380	18,345	1	73,380	18,345	91,725
	Application Total				18,957,024	4,739,257	23,696,281
	Total Award				17,275,000		
	Shortfall				1,682,024	-9%	

UPPER COASTAL PLAIN

RURAL PLANNING ORGANIZATION

January 15, 2020

Ms. Hanna Cockburn
Public Transportation Director
North Carolina Department of Transportation
1550 Mail Service Center
Raleigh, NC 27699-1550

RE: FY 2021 5310 Letter of Support – Johnston County Industries

Dear Ms. Cockburn:

On behalf of the Upper Coastal Plain Rural Planning Organization (UCPRPO), the UCPRPO TAC supports the **FY21 5310 application for the transportation project submitted by Johnston County Industries**, which will help the purchase of transportation services from JCATS for Johnston County citizens with disabilities.

Johnston County Industries has provided transportation in conjunction with JCATS for employment and training opportunities and access to community resources for individuals with disabilities for over 30 years. We understand the value of providing safe and affordable transportation to those with disabilities.

On January 15, 2020 at their regularly scheduled meeting, the Upper Coastal Plain Rural Planning Organization Transportation Advisory Committee (UCPRPO TAC) adopted this letter of support for the FY2021 5310 grant application being submitted by Johnston County Industries.

Sincerely,

Lu Harvey Lewis
UCPRPO TAC Chair